

<b>Length of unloaded vehicle</b>	
Motor vehicle	12.00 m
Self-propelled machine	20.00 m
Trailer	12.00 m
Single-axle trailer with max. permissible mass ≤ 750 kg	8.00 m
Semi-trailer: - max. distance coupling centre line to rear	12.00 m
- max. distance coupling centre line to centreline of fixed axles	8.13 m
Combination tractor unit + semi-trailer	16.50 m
Combination goods vehicle + trailer	18.75 m
<b>Width of unloaded vehicle</b>	
All vehicle types	2.55 m
Refrigerated vehicles	2.60 m
Self-propelled machines	3.00 m
<b>Height of vehicle, empty and loaded</b>	
All vehicle types	4.00 m
<b>Vehicles including load</b>	
<i>Divisible load</i>	
Width	2.55 m
Overhang of load at front -> NOT permitted	-
Overhang of load at rear	1.00 m and 5.00 m from centreline of rearmost axle
<i>Indivisible load</i>	
Width	3.00 m
Length of loaded tractor/semi-trailer combination	22.00 m
Overhang of load, front of commercial vehicle <3500kg and private car	1.00 m at front
Overhang of load, front of motor vehicle >3500kg	4.30 m w.r.t. centreline of foremost axle
Overhang of load, front of trailer	not permitted
Overhang of load, rear of commercial vehicle <3500kg and private car	1.00 m
Overhang of load, rear of commercial vehicle >3500kg and trailers	0.5 x length to max. 5.00 m from centreline of rearmost axle
Overhang of load, rear of semi-trailer	0.5 x distance from coupling centreline to rear up to max. of 5.00 m from centreline of rearmost axle
<b>Masses and loadings</b>	
Max. mass of vehicle (combination)	50,000 kg
Max. mass of self-propelled machine including any trailer	60,000 kg
Max. load on single axle	10,000 kg (undriven) 11,500 kg (driven) 12,000 kg (self-propelled machine)
Max. bogie loading (separation=1.30 m)	9,000 kg per axle
Max. load on motor vehicle tandem bogie	19,000 kg
Max. load on swinging axle, indivisible load transport	16,000 kg per axis (an axis consists of two shared axles)

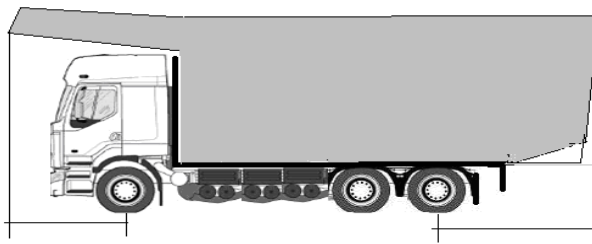
**Legal maximum dimensions of indivisible loads in the Netherlands**

**Overhang of indivisible load on private cars and commercial vehicles with maximum permitted mass < 3500 kg:**

- Overhang of load on private cars and commercial vehicles < 3500 kg 1 metre behind rear
- Overhang of load on private cars and commercial vehicles < 3500 kg 1 metre over front

**Indivisible load on commercial vehicle > 3500 kg**

length of commercial vehicle 12.00 metres, indivisible load

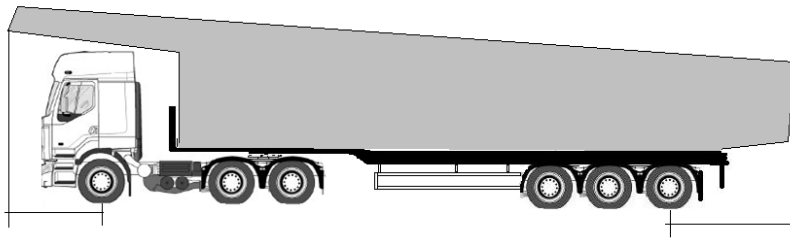


Overhang at front 4.30 metres from centreline of foremost axle

Load overhang: max. 0.5 x length of commercial vehicle with maximum of 5 metres from centreline of rear axle

**Indivisible load on tractor with semi-trailer**


total maximum length 22 metres



Overhang at front 4.30 metres from centreline of foremost axle

Load overhang: max. 0.5 x length from centreline of coupling with a maximum of 5 metres from centreline of rearmost axle

**Indivisible load on commercial vehicle with trailer**  
vehicle combination 18.75 metres



Load overhang 0.5 x length of trailer with maximum of 5 metres behind centreline of rearmost axle.